

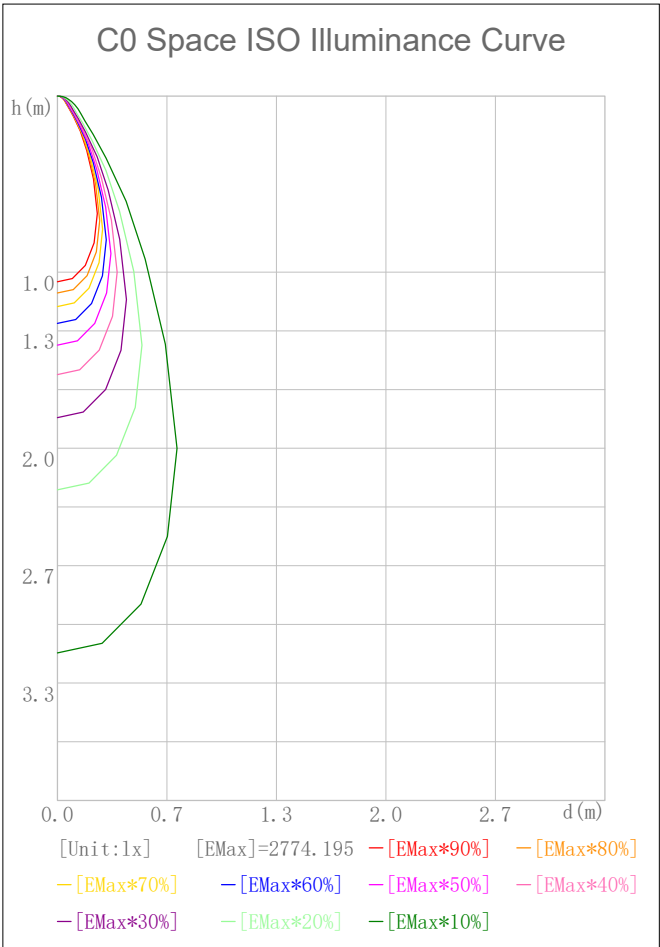
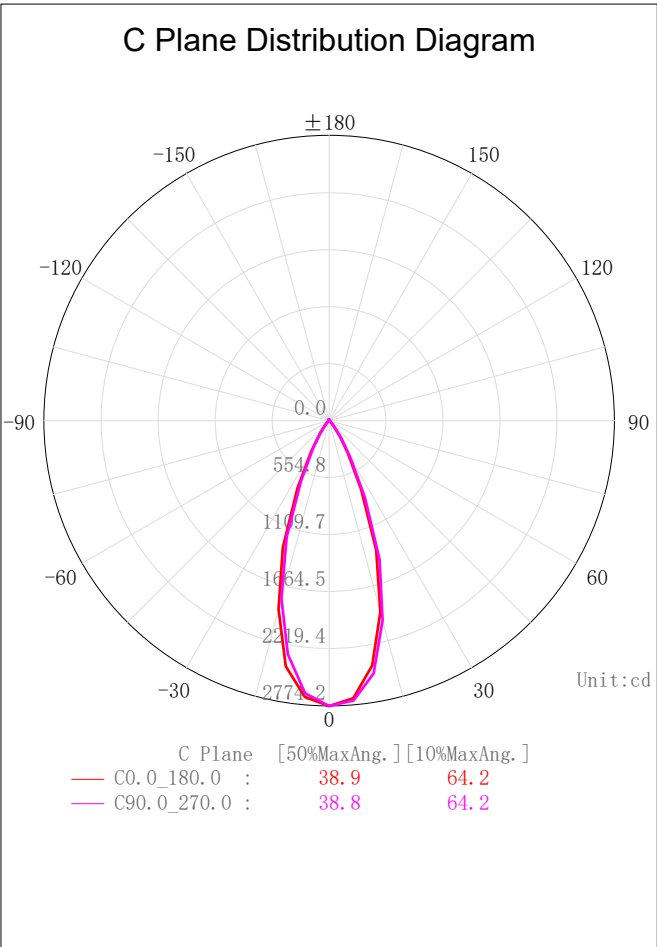
Indoor Luminaire Photometric Data

Description Information

Luminary Name: PD08-15-XX-01 4000K RA90 36D		Lum. Catalog:	Test ID: 01
Lamp Name:		Lamp Catalog: LED	Test Date: 2022/09/13
Manufacture: Shenzhen Norming Lighting		Shld. Ang(°):	Test Machine:GON-2000
Test Lab: Quality Department		Frequency (Hz):	Lamp CCT (K): Ra:
Lum. Size (W*L*H):0.055m*0.055m*0.000m		Lum. Area (m2):0.003	Lum. W (kg): 0.000
Test System: C, γ	Test Step: C=90.0 γ=5.0	Temp. (°C): 25	Humidity(%): 50.0

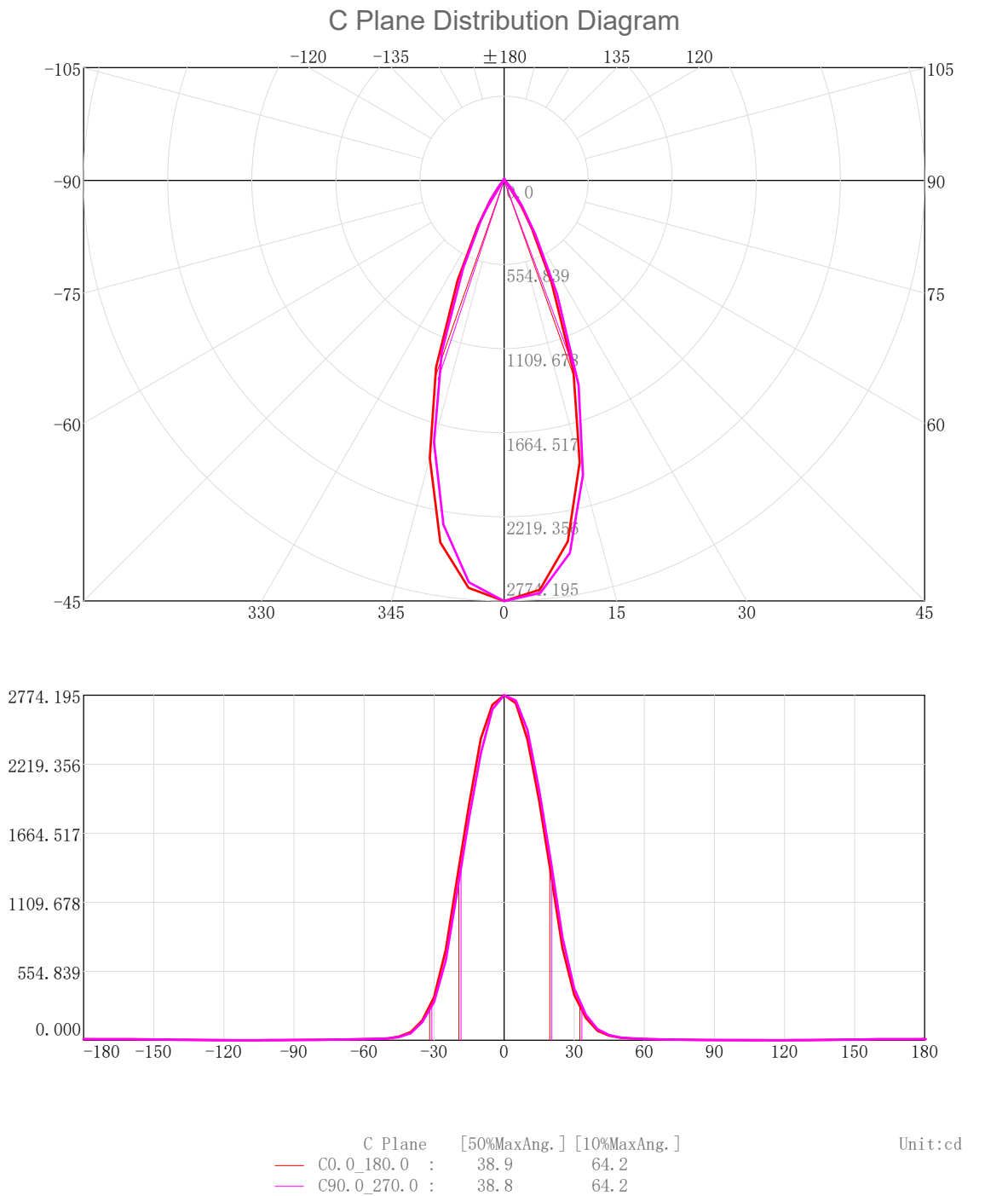
Character Parameter

Lamp Speciality Parameter		Luminaire Speciality Parameter	
Rated Flux(lm): 1325.470	Luminary Flux(lm): 1325.469	Field Angle(10%Imax): 64.2(°)	
Rated Power(W):	Luminary Efficiency: 100.00%	Down Lumens&Percent: 1303.998lm 98.38%	
Rated Voltage(V):	Luminary EER(lm/W): 101.413	Up Lumens&Percent: 21.471lm 1.62%	
Tested Power(W): 13.070	Max. Candela(cd): 2774.195	S/MH: C0_a180=0.638 C90_270=0.636	
Lamps' Inside: 1	Max Cand@Ang. (°): C=0.0 γ=0.0	CIE Type: Semi-Direct	
Tested Electrics (V, A, pf):239.7, 0.059, 0.918	Beam Angle(50%Imax): 38.9(°)	ErP Φ use(90°): 1277.569lm	
Lamp Size (W*L*H):0.055m*0.055m*0.000m	Left=-19.4°, Right=19.6°	IRF(%): 449.670	



2D Plane Light Intensity Distribution Curve

Lum. Name: PD08-15-XX-01 4000K RA90 36D	Lum. Catalog:	Test ID: 01
Lamp Name:	Lamp Catalog: LED	Test Lab: Quality Department
Manufacture: Shenzhen Norming Lighting	Test Machine:GON-2000	Test Date: 2022/09/13



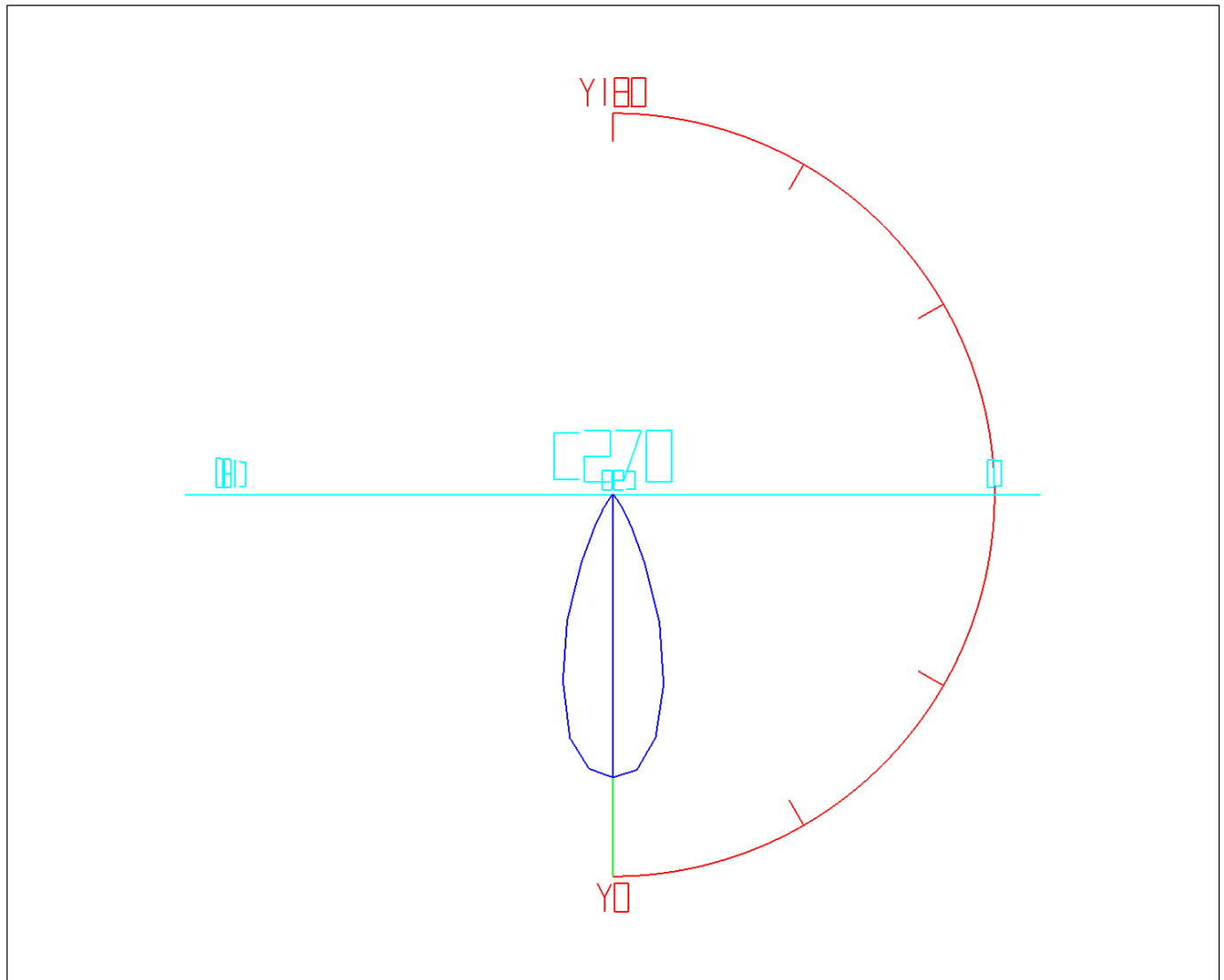
Photometric Filename:PD08-15-XX-01 4000K RA90 36D.IE

S

3D Light Intensity Distribution Modal

Lum. Name: PD08-15-XX-01 4000K RA90 36D	Lum. Catalog:	Test ID: 01
Lamp Name:	Lamp Catalog: LED	Test Lab: Quality Department
Manufacture: Shenzhen Norming Lighting	Test Machine: GON-2000	Test Date: 2022/09/13

3D Light Intensity Distribution Modal



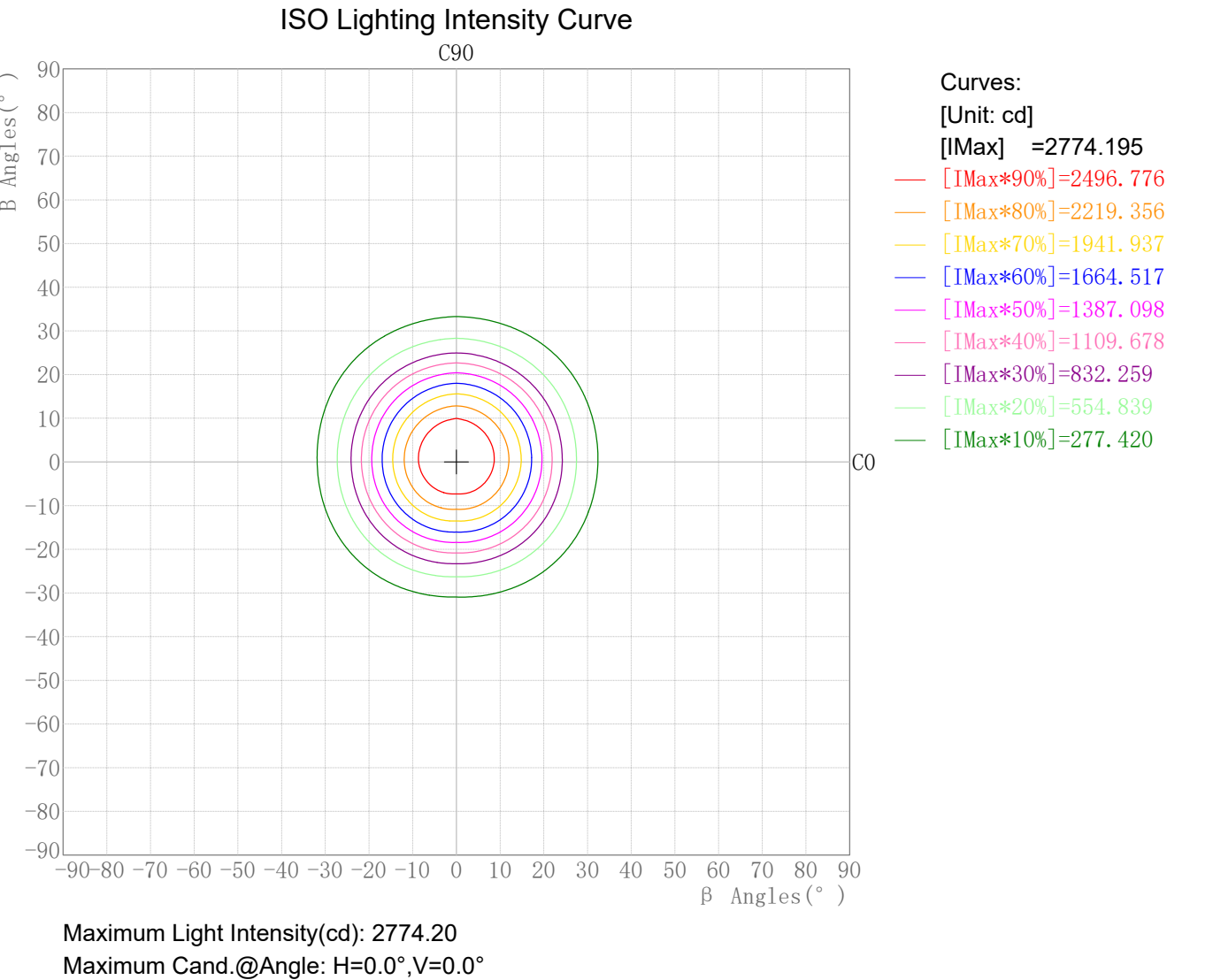
Curves: 3D Model — Fixture — Vert. HUD — Hori. HUD —
View Angles: Orient:0 Tilt:0 Roll:0 Spin:0

Zonal Flux Tabulation

Zone(γ)	Zone Flux (lm)	Sums Flux (lm)	Zone%Lamp	Sums%Lamp
0.0-5.0	65.44	65.44	4.94	4.94
5.0-10.0	182.82	248.26	13.79	18.73
10.0-15.0	255.97	504.22	19.31	38.04
15.0-20.0	265.92	770.15	20.06	58.10
20.0-25.0	215.59	985.74	16.27	74.37
25.0-30.0	138.22	1123.95	10.43	84.80
30.0-35.0	78.36	1202.32	5.91	90.71
35.0-40.0	41.01	1243.32	3.09	93.80
40.0-45.0	19.71	1263.04	1.49	95.29
45.0-50.0	10.46	1273.50	0.79	96.08
50.0-55.0	6.81	1280.31	0.51	96.59
55.0-60.0	5.59	1285.90	0.42	97.01
60.0-65.0	4.63	1290.53	0.35	97.36
65.0-70.0	3.86	1294.39	0.29	97.65
70.0-75.0	3.15	1297.54	0.24	97.89
75.0-80.0	2.59	1300.13	0.20	98.09
80.0-85.0	2.15	1302.27	0.16	98.25
85.0-90.0	1.72	1304.00	0.13	98.38
90.0-95.0	1.43	1305.43	0.11	98.49
95.0-100.0	1.14	1306.56	0.09	98.57
100.0-105.0	0.91	1307.47	0.07	98.64
105.0-110.0	0.81	1308.29	0.06	98.70
110.0-115.0	0.74	1309.03	0.06	98.76
115.0-120.0	0.71	1309.74	0.05	98.81
120.0-125.0	0.83	1310.57	0.06	98.88
125.0-130.0	1.04	1311.61	0.08	98.95
130.0-135.0	1.33	1312.94	0.10	99.05
135.0-140.0	1.60	1314.54	0.12	99.18
140.0-145.0	1.79	1316.33	0.14	99.31
145.0-150.0	1.91	1318.23	0.14	99.45
150.0-155.0	1.91	1320.15	0.14	99.60
155.0-160.0	1.80	1321.95	0.14	99.73
160.0-165.0	1.51	1323.46	0.11	99.85
165.0-170.0	1.10	1324.56	0.08	99.93
170.0-175.0	0.68	1325.24	0.05	99.98
175.0-180.0	0.23	1325.47	0.02	100.00

Rectangle ISO Lighting Intensity Diagram

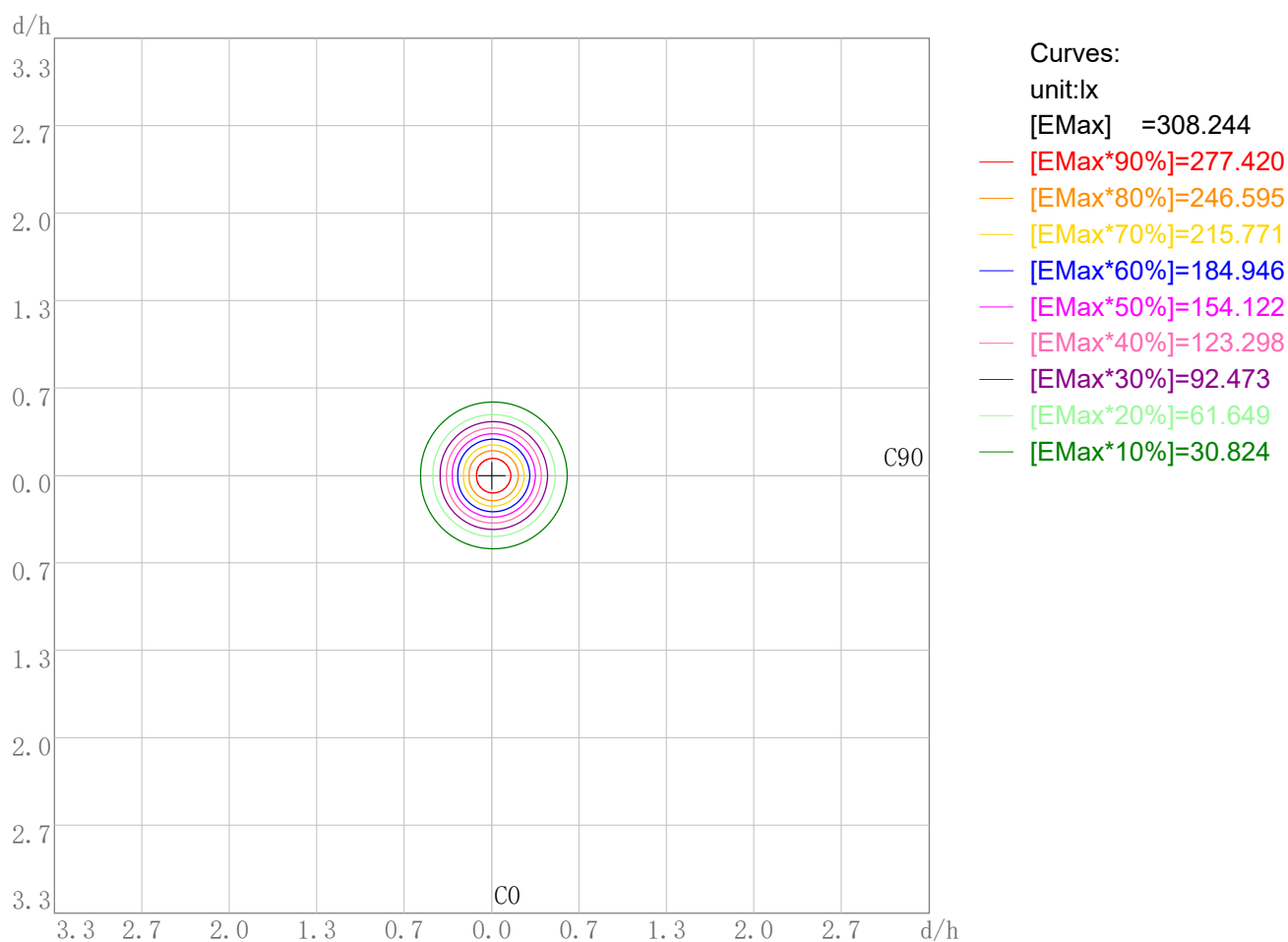
Lum. Name: PD08-15-XX-01 4000K RA90 36D	Lum. Catalog:	Test ID: 01
Lamp Name:	Lamp Catalog: LED	Test Lab: Quality Department
Manufacture: Shenzhen Norming Lighting	Test Machine:GON-2000	Test Date: 2022/09/13



Plane ISO-Illuminance Diagram

Lum. Name: PD08-15-XX-01 4000K RA90 36D	Lum. Catalog:	Test ID: 01
Lamp Name:	Lamp Catalog: LED	Test Lab: Quality Department
Manufacture: Shenzhen Norming Lighting	Test Machine:GON-2000	Test Date: 2022/09/13

Plane ISO-Illuminance Curve



Working Plane Luminaire Mounting Height(m): 3.00

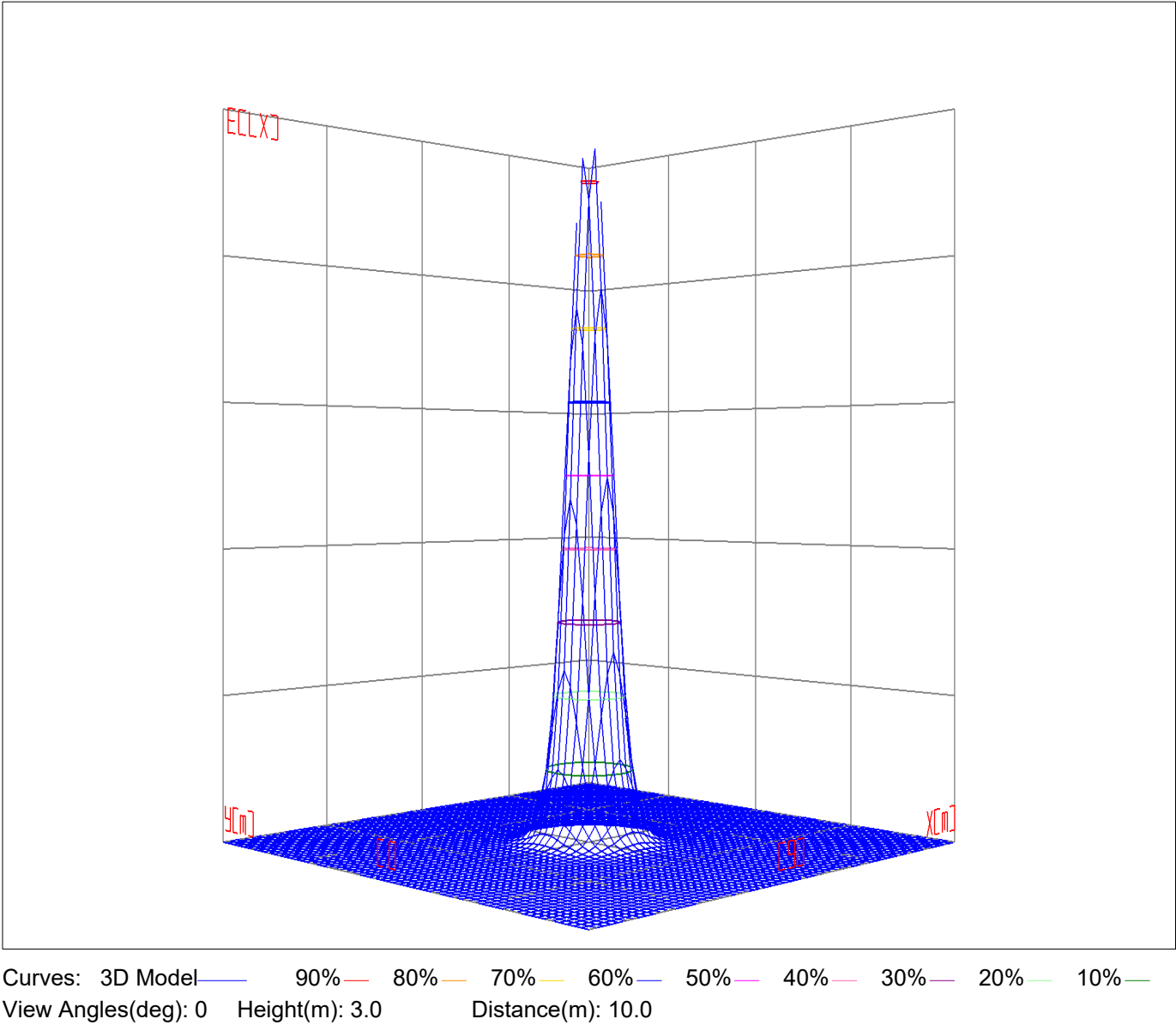
Working Plane Maximum Illuminance(lx): 308.24

Working Plane Maximum Illuminance Position(d/h):H0.0 V0.0

3D Plane ISO Illuminance Diagram

Lum. Name: PD08-15-XX-01 4000K RA90 36D	Lum. Catelog:	Test ID: 01
Lamp Name:	Lamp Catelog: LED	Test Lab: Quality Department
Manufacture: Shenzhen Norming Lighting	Test Machine:GON-2000	Test Date: 2022/09/13

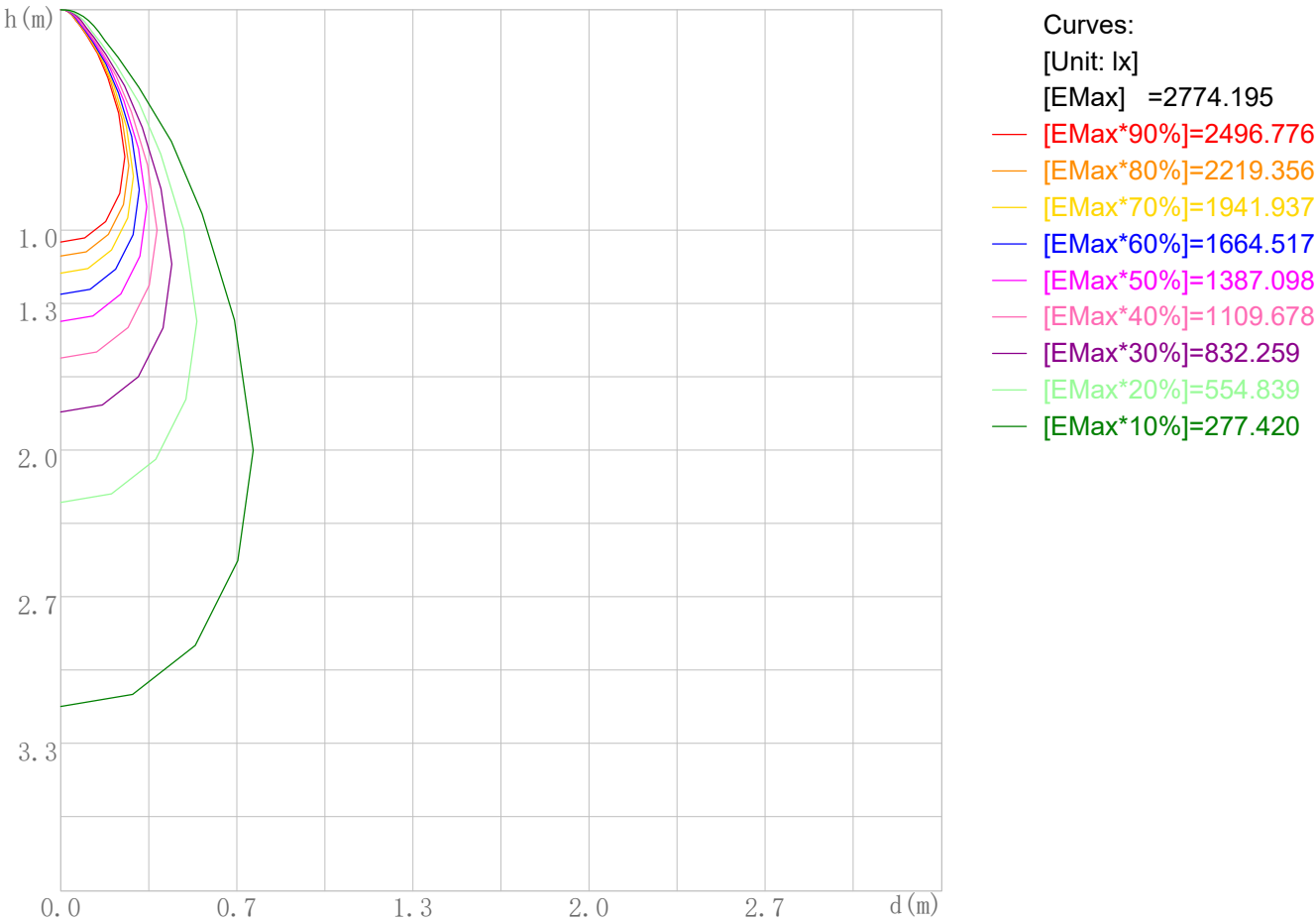
3D Plane Illuminance Modal



Space ISO Illuminance Diagram

Lum. Name: PD08-15-XX-01 4000K RA90 36D	Lum. Catelog:	Test ID: 01
Lamp Name:	Lamp Catelog: LED	Test Lab: Quality Department
Manufacture: Shenzhen Norming Lighting	Test Machine:GON-2000	Test Date: 2022/09/13

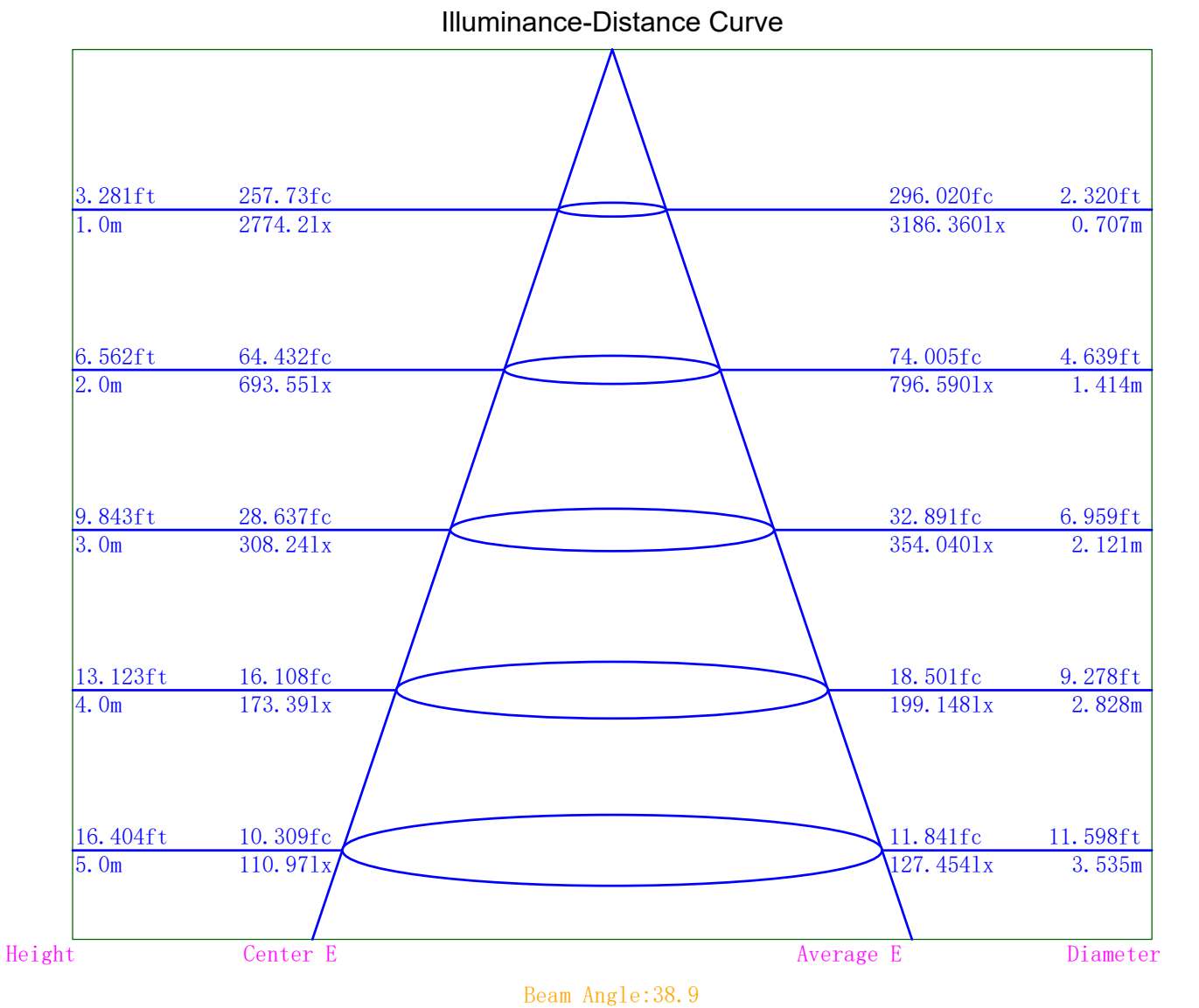
Space ISO Illuminance Curve



Space Plane Maximum Illuminance and @Angle:2774.20lx,0.0deg
Plane Maximum Lighting Intensity and @Angle:2774.195cd,0deg

Illuminance-Distance Diagram

Lum. Name: PD08-15-XX-01 4000K RA90 36D	Lum. Catalog:	Test ID: 01
Lamp Name:	Lamp Catalog: LED	Test Lab: Quality Department
Manufacture: Shenzhen Norming Lighting	Test Machine:GON-2000	Test Date: 2022/09/13



Indoor Luminance Limiting Curves

Lum. Name: PD08-15-XX-01 4000K RA90 36D	Lum. Catalog:	Test ID: 01
Lamp Name:	Lamp Catalog: LED	Test Lab: Quality Department
Manufacture: Shenzhen Norming Lighting	Test Machine:GON-2000	Test Date: 2022/09/13

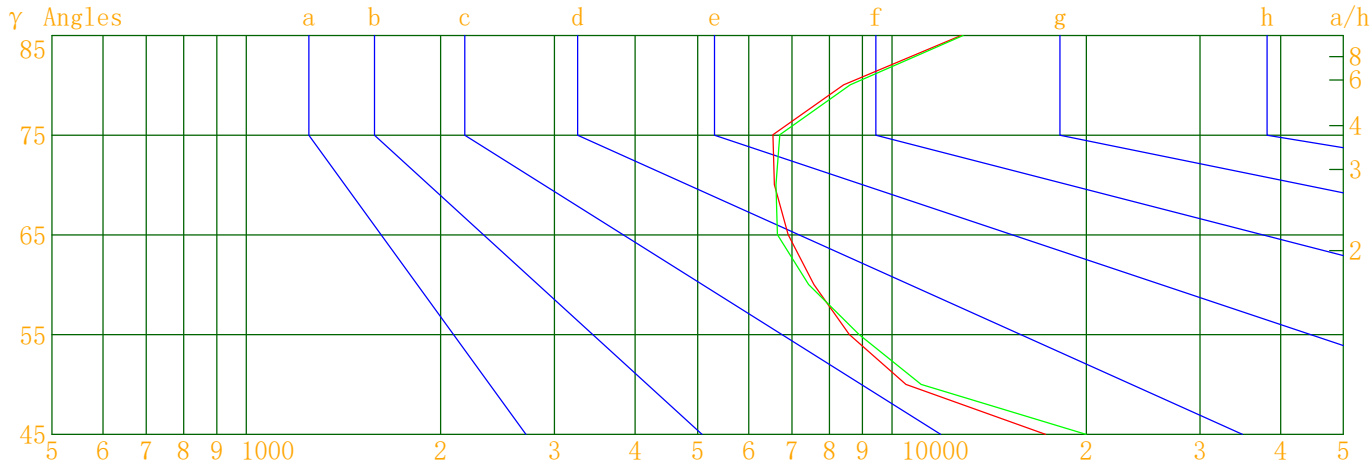
Glare Grade Table

GI	Quality	Using Illuminance							
1.15	A	2000	1000	500	<=300				
1.5	B		2000	1000	500	<=300			
1.85	C			2000	1000	500	<=300		
2.2	D				2000	1000	500	<=300	
2.55	E	a				2000	1000	500	<=300
			b	c	d	e	f	g	h

Luminance Table

Gama(deg)	45	50	55	60	65	70	75	80	85
C0	17292	10511	8586	7570	6905	6573	6541	8416	12790
C90	19978	11099	8891	7427	6646	6610	6703	8616	12888

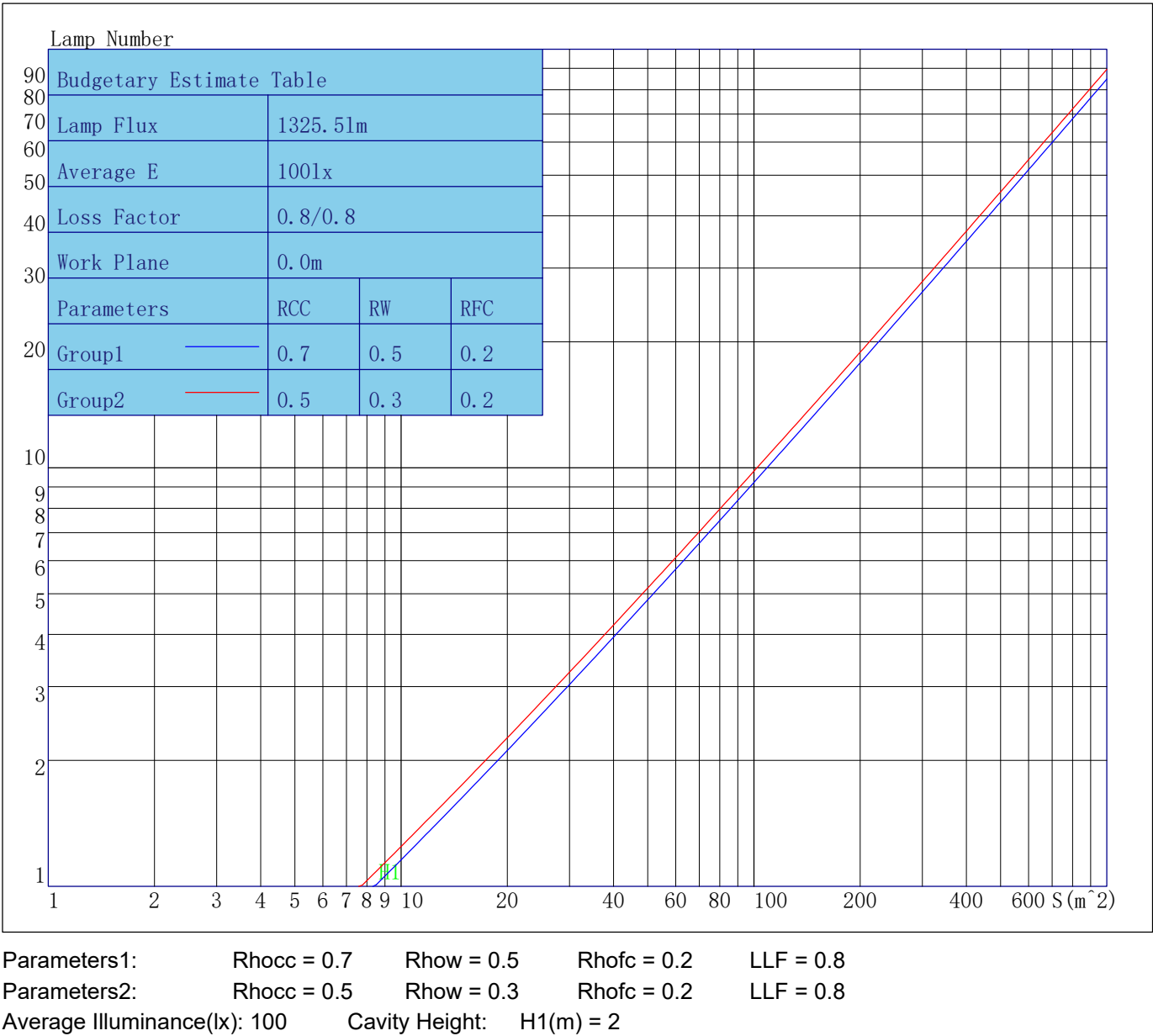
Luminance Limiting Curve



Luminous Size: Length(m)=0.055 Width(m)=0.055 Height(m)=0.000 Area(m^2)=0.003025
Luminous Type: Without Luminous Side
Luminous Curves: C0-C180 Color: — C90-C270 Color: —

Indoor Budgetary Estimate Table

Lum. Name: PD08-15-XX-01 4000K RA90 36D	Lum. Catalog:	Test ID: 01
Lamp Name:	Lamp Catalog: LED	Test Lab: Quality Department
Manufacture: Shenzhen Norming Lighting	Test Machine:GON-2000	Test Date: 2022/09/13



Indoor Coefficient of Utilization Table

Lum. Name: PD08-15-XX-01 4000K RA90 36D	Lum. Catelog:	Test ID: 01
Lamp Name:	Lamp Catelog: LED	Test Lab: Quality Department
Manufacture: Shenzhen Norming Lighting	Test Machine:GON-2000	Test Date: 2022/09/13

Coefficients of Utilization - Zonal Cavity Method																		
Coef.	Effective Floor Cavity Reflectance RFC=0.20																	
RhoCC (%)	80				70				50			30			10			0
RhoW (%)	70	50	30	10	70	50	30	10	50	30	10	50	30	10	50	30	10	0
RCR	Coefficient of Utilization(%)																	
0	119	119	119	119	116	116	116	116	110	110	110	105	105	105	101	101	101	98
1	114	111	109	107	111	109	107	105	104	103	101	100	99	98	97	96	95	93
2	109	104	101	98	106	103	99	96	99	96	94	96	94	92	93	91	90	88
3	104	98	94	91	102	97	93	90	94	91	88	92	89	87	89	87	85	83
4	100	93	88	85	98	92	88	84	90	86	83	88	84	82	86	83	81	79
5	96	88	83	80	94	87	83	79	86	82	78	84	80	78	82	79	77	75
6	92	84	79	75	90	83	79	75	82	78	74	80	77	74	79	76	73	72
7	88	80	75	72	87	80	75	71	78	74	71	77	73	70	76	72	70	69
8	85	77	72	68	84	76	71	68	75	71	68	74	70	67	73	69	67	66
9	82	74	68	65	81	73	68	65	72	68	65	71	67	64	70	67	64	63
10	79	71	66	62	78	70	65	62	69	65	62	68	64	62	68	64	61	60

Unified Glare Rating Table

Lum. Name: PD08-15-XX-01 4000K RA90 36D	Lum. Catelog:	Test ID: 01
Lamp Name:	Lamp Catalog: LED	Test Lab: Quality Department
Manufacture: Shenzhen Norming Lighting	Test Machine:GON-2000	Test Date: 2022/09/13

Unified Glare Rating Table

Ceiling RCC	0.70	0.70	0.50	0.50	0.30	0.70	0.70	0.50	0.50	0.30	
Wall RW	0.50	0.30	0.50	0.30	0.30	0.50	0.30	0.50	0.30	0.30	
Floor RFC	0.20	0.20	0.20	0.20	0.20	0.20	0.20	0.20	0.20	0.20	
Room Size	Vewed crosswise					Vewed endwise					
X=2H Y=2H	16.7	17.6	17.1	18.0	18.3	17.3	18.2	17.7	18.6	19.0	
	Y=3H	16.8	17.6	17.2	18.0	18.4	17.4	18.2	17.8	18.6	19.0
	Y=4H	16.9	17.6	17.3	18.0	18.5	17.5	18.2	17.9	18.6	19.0
	Y=6H	17.0	17.7	17.5	18.1	18.6	17.6	18.2	18.0	18.7	19.1
	Y=8H	17.2	17.8	17.6	18.2	18.7	17.7	18.3	18.1	18.7	19.2
	Y=12H	17.3	17.9	17.8	18.3	18.8	17.8	18.4	18.3	18.8	19.3
X=4H Y=2H	16.5	17.3	17.0	17.7	18.1	17.2	17.9	17.6	18.3	18.7	
	Y=3H	16.8	17.4	17.2	17.8	18.3	17.3	17.9	17.8	18.3	18.8
	Y=4H	16.9	17.5	17.4	17.9	18.4	17.4	18.0	17.9	18.4	18.9
	Y=6H	17.2	17.7	17.7	18.2	18.7	17.7	18.2	18.2	18.6	19.2
	Y=8H	17.4	17.9	17.9	18.3	18.9	17.9	18.3	18.4	18.8	19.3
	Y=12H	17.7	18.1	18.2	18.6	19.1	18.1	18.5	18.6	19.0	19.5
X=8H Y=4H	16.9	17.3	17.4	17.8	18.3	17.4	17.8	17.9	18.3	18.8	
	Y=6H	17.4	17.7	17.9	18.2	18.8	17.8	18.2	18.4	18.7	19.2
	Y=8H	17.7	18.0	18.3	18.5	19.1	18.1	18.4	18.7	19.0	19.5
	Y=12H	18.1	18.4	18.7	18.9	19.5	18.5	18.8	19.1	19.3	19.9
X=12H Y=4H	16.9	17.3	17.4	17.8	18.3	17.4	17.8	17.9	18.3	18.8	
	Y=6H	17.4	17.7	18.0	18.2	18.8	17.9	18.1	18.4	18.6	19.2
	Y=8H	17.8	18.1	18.4	18.6	19.2	18.2	18.5	18.8	19.0	19.6
Variations with the objverver position at spacings											
S=1.0H	0.1/-0.1					0.2/-0.2					
S=1.5H	0.3/-0.3					0.3/-0.3					
S=2.0H	0.4/-0.4					0.3/-0.4					
Reduced UGR Table:											
Nordic Standard Table:	BKO					BKO					
Correction Value	1.4					1.3					

o the CIE Pub.117,data has been corrected,refers to the lamp’s lumens 8.2flm.

IES Indoor Report
Photometric Filename:PD08-15-XX-01 4000K RA90 36D.IE

S
Candela Tabulation

V/H	C0.0	C90.0	C180.0	C270.0
γ 0.0	2774.20	2774.20	2774.20	2774.20
γ 5.0	2709.77	2731.61	2697.06	2660.74
γ 10.0	2417.48	2495.39	2423.99	2305.75
γ 15.0	1924.92	2010.56	1894.75	1787.51
γ 20.0	1337.64	1436.64	1312.29	1202.46
γ 25.0	739.71	826.32	726.86	640.24
γ 30.0	366.15	416.36	346.05	307.00
γ 35.0	180.02	204.82	161.52	146.71
γ 40.0	76.88	89.38	66.51	57.28
γ 45.0	36.99	42.73	30.21	25.91
γ 50.0	20.44	21.58	14.98	14.26
γ 55.0	14.90	15.43	12.08	11.64
γ 60.0	11.45	11.23	10.20	9.75
γ 65.0	8.83	8.50	8.36	7.91
γ 70.0	6.80	6.84	7.05	6.64
γ 75.0	5.12	5.25	5.52	5.01
γ 80.0	4.42	4.53	4.62	4.26
γ 85.0	3.37	3.40	3.88	3.12
γ 90.0	2.72	2.75	3.03	2.91
γ 95.0	2.32	2.33	2.42	2.38
γ 100.0	2.04	1.71	1.74	1.79
γ 105.0	1.76	1.50	1.58	1.52
γ 110.0	1.85	1.37	1.46	1.38
γ 115.0	1.44	1.21	1.63	1.37
γ 120.0	1.34	1.34	1.86	1.53
γ 125.0	1.83	1.84	2.40	2.16
γ 130.0	2.69	2.19	3.10	2.98
γ 135.0	3.40	3.33	4.05	4.54
γ 140.0	4.78	4.26	4.90	5.30
γ 145.0	5.75	5.29	6.49	6.16
γ 150.0	6.88	6.51	7.49	7.23
γ 155.0	7.82	7.84	8.51	8.16
γ 160.0	8.61	9.41	9.34	9.06
γ 165.0	8.85	9.58	9.42	9.05
γ 170.0	8.95	9.84	9.59	9.13
γ 175.0	9.02	10.37	9.72	9.19
γ 180.0	9.50	9.50	9.50	9.50